

International Congress and Convention Association



2017

ICCA Statistics Report
Country & City Rankings
Public Abstract





WHERE
**INNOVATION,
GROWTH &
NEW OPPORTUNITIES**
MEET.

Singapore is an inspiring city with tremendous depth of expertise and breadth of experience in creating exciting opportunities through events. Our innovation capabilities combined with world-class infrastructure and award-winning venues make us the ideal place to turn your passion for growth into reality. It's where great minds converge, connect and collaborate. And new possibilities are created to shape the future. Let us help you take your business further – plan your next event at VisitSingapore.com/mice.

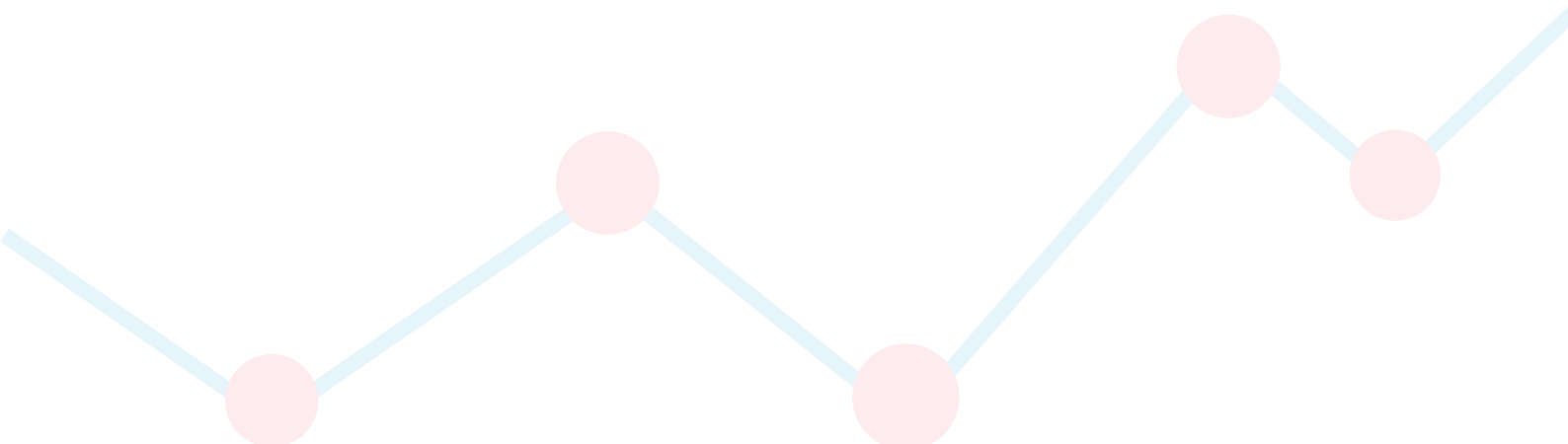


The International Association Meetings Market 2017

ICCA Statistics Report - Public Abstract

© June 2018. Copying this report, or any portion of it, is strictly prohibited without the prior approval of ICCA. ICCA makes every effort to ensure the accuracy of published material, but cannot be held liable for errors, misprints or out of date information in this publication. ICCA is not responsible for any conclusions drawn from this report.

For more information about ICCA, please visit www.iccaworld.org



Contents

- 6 [Introduction](#)
- 15 [Worldwide ranking: number of meetings per country](#)
- 20 [Worldwide ranking: Estimated total number of participants per country](#)
- 21 [Worldwide rankings: number of meetings per city](#)
- 40 [Worldwide ranking: Estimated total number of participants per city](#)
- 41 [Europe ranking: number of meetings per country](#)
- 43 [Europe ranking: number of meetings per city](#)
- 51 [Asia Pacific: number of meetings per country](#)
- 53 [Asia Pacific: number of meetings per city](#)
- 57 [Latin - & North America rankings: number of meetings per country](#)
- 59 [Latin - & North America rankings: number of meetings per city](#)
- 64 [Africa rankings: number of meetings per country](#)
- 66 [Africa rankings: number of meetings per city](#)
- 68 [Middle East ranking: number of meetings per country](#)
- 71 [Middle East ranking: number of meetings per city](#)
- 74 [Appendix](#)

ICCA Business Partners:



Where
innovation,
nature &
great minds
meet.



Riva del Garda®
Congress Centre

www.rivadelgardacongressi.it

Introduction

In another successful year for the international association meetings industry, ICCA captured a record number of 12,558 rotating international association meetings taking place in 2017, with 346 additional meetings taking place compared to 2016. This is the highest annual figure that ICCA has ever recorded in its yearly analysis of the immediate past year's meetings data.

Exponential growth market moving to maturity?

In its advocacy report "A Modern History of International Association Meetings: 1963-2013" (available at www.icca50.com), ICCA identified a 50-year trend of exponential growth in the number of international association meetings: the number of these meetings doubled every 10 years. In the last 5–10 years, this exponential growth seems to slowly transcend into a more mature, but still solid, growth pattern.

More research and data is needed to identify any changes to the long-term pattern, so ICCA will be updating its "Modern History of International Association Meetings" report with the release of a 55-year history of international association meetings later this year.

2017 City rankings: Barcelona overtakes Paris and Vienna to claim first place

The cities in this year's top 5 remain the same as they have done since 2015, but Barcelona surpasses regular first and second place holders Paris and Vienna to claim the top spot. Taking first place for the first time since 2004 with 195 meetings in 2017, Barcelona knocks last year's number one Paris down to second place. Vienna holds its previous position in joint second place with Paris, and Berlin and London are placed in fourth and fifth. Madrid stays in seventh place for another year, and last year's other number seven Amsterdam drops out of the top 10 to 16th place, making way for Prague to climb three places to join the top 10 in eighth place. As in 2016, Singapore, Lisbon and Seoul remain in sixth, ninth and 10th place respectively. Notable risers are Buenos Aires, jumping from 17th to 11th place, Budapest, jumping from 16th to 12th, and Hong Kong, jumping from 19th to 13th. Rome remains in 20th place for another year. Newcomers to the top 20 in 2017 are Tokyo and Montreal.

Top 5 city ranking by number of meetings organised in 2017

Rank	City	Number of Meetings
1	Barcelona	195
2	Paris	190
2	Vienna	190
4	Berlin	185
5	London	177

2017 Country rankings: U.S.A. in first place

Since 2016 there has not been much change in the top 10 country rankings, apart from a minor shift in positioning. As it has done for the past two decades, U.S.A. remains in the number one position with 941 meetings, 7 more than reported at this time in 2016. The cities in the top 3 have not changed, with Germany and United Kingdom remaining in second and third place after the U.S.A.'s first. France exits the top 5 and drops to sixth place with the rise of Spain and Italy one place to fourth and fifth, and Japan retains seventh place for a second year running. China P.R. drops one place to eighth. Portugal drops out of shared 10th place to 11th in 2017. Argentina falls two spots to 21st place and Denmark enters the top 20 at 20th place.


Top 5 country ranking by number of meetings organised in 2017

Rank	Country/Territory	Number of Meetings
1	U.S.A	941
2	Germany	682
3	U.K	592
4	Spain	564
5	Italy	515

In a world of disruption and unpredictability, the continuing growth in international association meetings is a welcome anomaly, but is not that surprising. We are still in a period of revolutionary change in terms of scientific and technological advancements, which are transforming traditional association fields such as healthcare and trade.

To make sense of the tsunami of new data and information, association communities need to meet. Not just at their traditional, well-established meetings, but in new gatherings specifically invented to serve new academic fields or to reach out to new audiences. These are the pressures that we believe will continue to boost the sector for many years to come.

Martin Sirk



CEO, International Congress and Convention Association

ICCA: The global expert in international association meetings

[ICCA](#) (International Congress and Convention Association) is the [global community and knowledge hub](#) for the international association meetings industry and represents the world's leading suppliers in handling, transporting and accommodating international meetings and events. It now comprises over 1,100 member companies and organisations in almost 100 countries worldwide. ICCA has specialised in the international association meetings sector since its establishment 55 years ago, offering unrivalled data, communication channels, and business development opportunities.

ICCA members represent the top destinations worldwide and the most experienced specialist suppliers. International meeting planners can rely on the ICCA network to find solutions for all their event objectives, such as: venue selection; technical and strategic advice; assistance with delegate transportation; full convention planning or ad hoc services.

ICCA's research department collects information on international association meetings. This information is available to ICCA members only through the online [ICCA Association Database](#). ICCA also functions as a platform for ICCA Members to share their expertise and marketing channels on the corporate meetings market.

Scope of this report

The data in the tables in this report is based on all meetings included in the ICCA Association Database as known on 24 April 2018. Readers should note that this report is a "snapshot" of qualifying meetings in the ICCA Association Database, and future statistics may be amended as ICCA becomes aware of additional qualifying meetings. ICCA destination rankings by number of international association meetings are ranked according to the "standard competition ranking method". See the following website for background information: en.wikipedia.org/wiki/Ranking.

The total number of meetings per country/territory or city could be higher than the total number of meetings in the same year, because some meetings take place in more than one destination.

ICCA Statistics Report for non-members

This publication is produced for associations, press, students and universities, consultants, and other potential ICCA members. The full ICCA Statistics Report is a member-only benefit. We have created this abstract to give non-members access to the country and city rankings by number of meetings in 2017 and provide background information on ICCA, the ICCA Association Database and ICCA Membership benefits.

Associations

ICCA Association Portal

ICCA has developed the Association Portal as a unique online platform for Association Executives, providing them with a safe environment where they can get in touch with peers and attain advice on how to organise world class meetings.

The Association Portal offers:

- Contact details of other Association Executives who have organised meetings in a destination you are considering for your next meeting.
- Possibility to update your meeting information that we hold in our database to ensure you receive tailored proposals from ICCA members.
- Access to publications containing advice for associations (such as white papers), case studies on cutting-edge international association meetings, and other resources that can assist you in all areas of event management.
- Access to top suppliers from all branches of the association meetings market.
- Bid manual reviews. Whether you already have a bid document for your event or are considering compiling one, ICCA is happy to review your manual and make suggestions where and if needed.

If your meeting adheres to our criteria - it rotates between at least 3 countries, occurs regularly, and attracts a minimum of 50 participants - then you can apply to join the Association Portal.

To register for the ICCA Association Portal and for more information on any of the above benefits, please visit the ICCA website at www.associations.iccaworld.org or contact **Ksenija Polla**, CMP, Director Association Relations, at ksenija.p@iccaworld.org.

Press

How to use this report

As a member of the press, you are free to use the data in this report for your articles, as long as you note ICCA as the source and www.iccaworld.org as a reference.

We always appreciate receiving news pieces that mention ICCA, so when your article has been published, we highly encourage you to send us the digital or print version. We can then add it to our PR records and share your article with the #ICCAWorld online community.

If you would like to receive news releases from ICCA and/or ICCA members, please add your profile to the ICCA Press Database by [filling in this form](#).

Why should your updated profile be included in the ICCA Press Database?

ICCA members are the leading suppliers in the international meetings industry and ICCA contact persons are usually the main marketing budget holders. The ICCA Press Database is used by our members both as a source of potential advertising channels and as a press list, which means they will be providing you with information that is highly relevant to you or your publication. This is a great way to learn about breaking news stories or gather content for your readers from leading meeting industry sources and suppliers, so including your details in our database could be highly beneficial!

Please do not hesitate to contact Rebecca Hogg, Marketing and Content Executive, at rebecca.h@iccaworld.org for more information about ICCA or the ICCA Statistics.

For more information about ICCA membership or ICCA activities in your region, please contact your [local ICCA Regional Director](#).

Students and Universities

As a student, you are free to use the data in this report for your research, as long as you quote ICCA as the source and www.iccaworld.org as a reference.

We are also always interested in receiving examples of research that incorporate ICCA statistics. To send us your paper or details about your research project, please email Rebecca Hogg, Marketing and Content Executive at rebecca.h@iccaworld.org.

ICCA is committed in educating young professionals in the meeting industry via the ICCA Education Fund. We have therefore developed a special scholarship programme for ICCA member universities, giving them the opportunity to create new competitive advantages over their non-ICCA-member universities.

Each of the Scholarships includes the following benefits for the students:

- Full ICCA Congress attendance (including education and networking events)
- Customised briefing on how to get the best out of the Congress
- Behind-the-scenes briefing with ICCA Congress organising staff
- Opportunity to post research papers on the ICCA Congress website
- Opportunity to post CV on the ICCA Congress website
- Place CV at Student Scholarship Corner during the Congress

Check if your University is an ICCA member in the [ICCA Membership Directory Online](#). If you think that ICCA membership would be a valuable benefit to your University or institution, please contact the [ICCA Regional Director](#) who is closest to your location for more information.

Consultants and other potential ICCA members

All non-member organisations are free to use the data in this report, as long as you mention ICCA as the source and www.iccaworld.org as a reference. There are three available options that will gain you access to the complete records of ICCA statistics reports:

1. Join ICCA

If your company is regularly involved in studies and consultancy regarding the international association meetings market, it will most certainly be beneficial and cost-effective for you to join ICCA. Benefits of ICCA membership for consultants include:

- View all current and previous statistics reports.
- Conduct tailor-made studies using our live Association Database for yourself or your clients.
- Meet potential future clients through networking opportunities with the leaders of the international association meetings industry at regular ICCA events.

Why?

- Gain credibility as a top industry supplier.
- Win more international business.
- Improve professional standards.
- Learn from peer groups through education and knowledge sharing.

The next step is up to you!

If you wish to be part of this growing professional body, to improve your chances of increasing your business, or learn more about the association meetings market, then you should visit the [ICCA Website](#) or contact [your local ICCA Regional Director](#) for more information about membership.

You will be sure to find an enthusiastic welcome and an answer to any questions you may have on ICCA, its products, services and its members. Remember that being a successful ICCA member is about involvement. The greater the part you play within the association, the greater your rewards.

2. Sub-contract work to or partner with ICCA member consultants

There are several specialist meeting industry consultancy companies amongst ICCA's membership body, who are frequently involved in major project research and advice. They not only have access to our data and reports, but can provide invaluable specialist knowledge on the industry and client requirements. They frequently provide services for non-specialist consultancy companies.

You can find a listing of our member consultants below. However, please note that many other ICCA member companies may get involved in occasional ad hoc consultancy work in addition to their core business.

ICCA Member Consultants/Research Companies

Please find below a listing of ICCA Consultants and Research Companies per country. For the latest full contact details of ICCA members see also the online [ICCA Membership Directory Online](#).

<p>Australia</p> <p>GainingEdge www.gainingedge.com</p>	<p>China P.R.</p> <p>IME Consulting Co., Ltd. www.ime-consulting.com.cn</p>	<p>Germany</p> <p>Worldwide Convention Specialists GdBR www.worldwideconventions.com</p>	<p>Japan</p> <p>Nomura Research Institute (NRI) www.nri.co.jp/english/index.html</p>
<p>Austria</p> <p>ENITED www.enited.eu</p>		<p>Jochen Witt Consulting (jwc) GmbH www.jwc.eu.com</p> <p>tmf dialogmarketing GmbH www.tmf-dialogue.com</p>	<p>PricewaterhouseCoopers Co. Ltd., Japan www.pwc.com/jp</p>
<p>Puerto Rico</p> <p>InterVISTAS www.intervistas.com</p>		<p>Uruguay</p> <p>MICE Consultancy www.miceconsulting.com</p>	
<p>U.S.A.</p> <p>Marketing Challenges International Inc. www.mcintl.com</p> <p>Development Counsellors International www.aboutdci.com</p>	<p>U.K.</p> <p>Advance City Marketing advancecitymarketing.com</p> <p>Business Tourism Consultants www.btconsultants.org</p> <p>Leeds Beckett University www.leedsbeckett.ac.uk/icreth</p> <p>Moulden Marketing Limited www.moulden-marketing.co.uk</p> <p>Watterston Associates Ltd. (trading as Julie Watterston Associates) www.watterston.com</p> <p>Kennedy Integrated Solutions Email: paul.kennedy@kennedyconsult.co.uk</p> <p>The Right Solution Ltd. www.rightsolution.co.uk</p> <p>SFA Lead Generation www.sarahflemingassociates.com</p>		

3. Work with ICCA members based in the city/country where you are conducting your research or consultancy project.

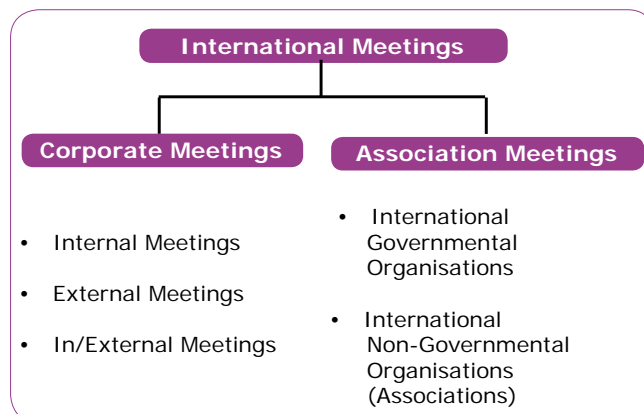
There are over 1,100 member companies and organisations in almost 100 countries worldwide, representing all the leading players in the international meetings field. It is probable that one or more are already key stakeholders in the projects you are working on.

If this is the case, they will be able to provide access to the reports on either a complimentary or paid-for basis. You can search for members in the public sections of the [ICCA website](#) or we can provide advice on who to contact if you give us more information on your project, client, and partners.

Segmentation

The international meetings market can be segmented in many different ways, depending on what a researcher would like to find out or analyse. It can be segmented by meeting size, by type of delegate, by a meeting's purpose, by subject matter, and by many more criteria.

However, the main criterion a supplier uses to segment the market is by the initiator of the meeting. The initiator determines what kind of meeting is organised and the kind of supplier services needed. When segmenting the international meetings market by initiator, two primary markets can be defined: **Corporate Meetings and Non-Corporate Meetings**. The latter consists of international governmental organisations and international non-governmental organisations or associations. ICCA's area of expertise is in the international association meetings market, but we also assist ICCA members in (or by?) sharing knowledge on the other market segments.



Characteristics of the association market

The association market covers a wide range of meeting types and categories: medical meetings (the largest segment); scientific; other academic fields; trade organisations; professional bodies; and social groupings. In terms of size, budget, duration and complexity, there are massive variations between and within categories. However, some similarities can be identified:

- Almost every 'speciality' has an association which holds one or more meetings.
- Most associations have meetings that are repeated at regular intervals. These can be annual, biennial, etc.
- The destinations rotate. They rarely return to the same destination within a very short period of time.
- The local stakeholder, e.g. the national association, is often the one who initiates the hosting of a meeting. If the national association proves difficult to motivate to organise the meeting, the chances are high that the meeting will be scheduled elsewhere.
- Association meetings have very long lead times; it is not unusual to find lead times of 5 years or more.
- It is estimated that a growing minority of about 25-30% of the decision-making processes no longer include an official bidding procedure, but have a "central initiator" who selects the location and venues based on pre-determined and strict criteria.

It is estimated that there are approximately 23,000 different association meetings organised on a regular basis.

The ICCA Association Database has collected information on approximately 90% of them.

International association meetings: bidding and decision-making

An essential guide for any international association wishing to improve their bidding or decision-making methodology!

The aim of this publication is to assist international associations in improving their selection process and to become more conscious of the large number of variables that have to be taken into account in order to make a professional decision. This publication is available to ICCA members via the ICCA member only section as well as to Association Executives via the ICCA Association Portal. [Find out more.](#)

Other sources of information on international meetings

The international meetings market is also analysed by the UIA (Union of International Associations). However, the criteria of the UIA meetings differ from the criteria ICCA uses.

UIA

For the purpose of its annual statistics, "international meetings" are defined by the UIA to include either one or both of the following criteria:

A. Meetings organised or sponsored by International Organisations that are included in the UIA's Yearbook of International Organisations

AND

with at least 50 participants, or number of participants unknown.

B. Meetings not organised or sponsored by "International Organisations" but nonetheless of significant international character, notably those organised by national organisations and national branches of international organisations

AND

At least 40 percent of the participants are from countries other than the host country and at least 5 nationalities are represented

AND

Lasting at least 3 days, or unknown duration

AND

With either a concurrent exhibition or at least 300

C. Meetings not organised or sponsored by "International Organisations" but nonetheless of significant international character, notably those organised by national organisations and national branches of international organisations

AND

At least 40 percent of the participants are from countries other than the host country and at least 5 nationalities are represented

AND

Lasting at least 2 days, or unknown duration

AND

With either a concurrent exhibition or at least 250 participants

All meetings counted under the heading 'B' are also counted under the heading 'C'. The reverse is, equally logically, not true.

Excluded from UIA figures are:

- Purely national meetings, as well as those of an exclusively religious, didactic, political, commercial or sporting nature
- Meetings with strictly limited participation
- Corporate and incentive meetings









Whilst there is a considerable overlap between the events considered by ICCA and UIA for their statistics, the most important difference from a marketing point of view is that UIA's events include those which are held in a fixed location, whereas all of ICCA's events must rotate between at least three countries. UIA category "A" also includes intergovernmental and transnational meetings (e.g. EU and UN institutions).

Please note that since early 2010, ICCA has a data collaboration with UIA: 5,000 regularly occurring meetings within the ICCA Association Database have been enhanced through access to supplementary UIA data.

Indonesia Convention Exhibition (ICE)

One of the Largest Convention & Exhibition in Indonesia

ICE Facts

 22 HECTARES LAND AREA	 1 CONVENTION HALL 4,000 M ²	 5000 PARKING SPACE AT ICE	 30 MINUTES FROM AIRPORT 10 MINUTES FROM TRAIN STATION CONNECTED BY 2 TOLL ROADS
 10 EXHIBITION HALLS OF 50,000 M ²	 33 MEETING ROOMS OF VARIOUS SIZE	 7000 PARKING SPACE AROUND ICE	 SURROUNDED BY 8 MALLS 20 HOTELS

Member of:






AN **AWARD WINNING** VENUE









Worldwide rankings per
Country

Worldwide ranking: number of meetings per country

Rank	COUNTRY	# MEETINGS
1	U.S.A.	941
2	Germany	682
3	United Kingdom	592
4	Spain	564
5	Italy	515
6	France	506
7	Japan	414
8	China-P.R.	376
9	Canada	360
10	Netherlands	307
11	Portugal	298
12	Austria	281
13	Republic of Korea	279
14	Australia	258
	Tourism Australia	www.australia.com/business-events/
15	Sweden	255
16	Brazil	237
17	Switzerland	230
	Switzerland Convention & Incentive Bureau (SCIB)	www.MySwitzerland.com/meetings
18	Poland	216
19	Belgium	208
20	Denmark	203
21	Argentina	199
22	Mexico	198
23	Czech Republic	187
24	India	175
25	Thailand	163
26	Singapore	160
27	Hungary	159
28	Ireland	158
29	Finland	156
29	Norway	156
31	Greece	144
32	Colombia	142
33	Chinese Taipei	141
34	South Africa	122
35	Chile	119
35	Hong Kong, China-P.R.	119
37	Malaysia	112
38	Croatia	102
39	Peru	96
40	Indonesia	89
41	Russia	87


Worldwide ranking: number of meetings per country

42	Serbia	71
43	Romania	70
43	United Arab Emirates	70
45	Estonia	68
45	Slovenia	68
47	Vietnam	64
48	Uruguay	58
49	Turkey	57
50	Philippines	56
51	New Zealand	55
52	Malta	50
	Conventions Malta	http://conventionsmalta.com/
53	Lithuania	47
54	Panama	42
55	Iceland	40
56	Ecuador	39
56	Macao, China-P.R.	39
58	Cyprus	38
59	Israel	37
60	Latvia	36
61	Bulgaria	34
62	Costa Rica	33
62	Morocco	33
64	Cuba	31
65	Bolivia	28
65	Dominican Republic	28
67	Slovak Republic	25
68	Luxembourg	22
	Luxembourg for Tourism	www.visitluxembourg.com
69	Rwanda	21
70	Iran	20
71	Paraguay	19
71	Sri Lanka	19
73	Egypt	17
73	Ethiopia	17
73	Georgia	17
73	Guatemala	17
73	Kenya	17
73	Puerto Rico	17
79	Nepal	15
80	Cambodia	14
80	Tunisia	14
82	Montenegro	13
82	Myanmar	13
82	Uganda	13

LIVE YOUR UNEXPECTED LUXEMBOURG

As a European Capital, Luxembourg offers excellent know-how and first-class infrastructure in a secure environment. A unique combination of modern architecture and historic charm is what makes Luxembourg your ideal MICE destination in the heart of Europe.

visitluxembourg.com

VISIT 
LUXEMBOURG

Worldwide ranking: number of meetings per country

82	Ukraine	13
86	Ghana	12
86	Honduras	12
86	Oman	12
89	Bahrain	11
	Bahrain Tourism and Exhibitions Authority (BTEA)	www.btea.bh
89	Bosnia-Hercegovina	11
89	Kazakhstan	11
89	Qatar	11
89	Tanzania	11
94	Azerbaijan	10
94	El Salvador	10
94	Form.Yugosl.Rep.Macedonia	10
94	Jordan	10
98	Nicaragua	9
98	Nigeria	9
100	Albania	8
100	Fiji	8
100	Monaco	8
103	Belarus	7
103	Ivory Coast	7
103	Senegal	7
103	Zambia	7
107	Lebanon	6
107	Mongolia	6
107	Namibia	6
110	Algeria	5
110	Bahamas	5
110	Bangladesh	5
110	Laos	5
168	Saudi Arabia	0
	Saudi Exhibition and Convention Bureau	www.secb.gov.sa
	Others	103
	Totals	12,563

The total number of meetings per country/territory or city could be higher than the total number of meetings in the same year, because some meetings take place in more than one destination.

Worldwide ranking: Estimated total number of participants per country

RANK	# PARTICIPANTS
U.S.A.	424,010
Spain	327,996
Germany	246,045
France	211,129
United Kingdom	192,544
Italy	172,274
Canada	168,223
Austria	139,187
Netherlands	134,510
Japan	133,025
China-P.R.	126,541
Portugal	120,226
Australia	111,589
Republic of Korea	110,446
Brazil	105,402
Switzerland	98,903
Mexico	93,298
Colombia	84,784
Singapore	83,762
Denmark	83,623
Czech Republic	73,397
India	73,213
Chinese Taipei	72,963
Argentina	70,902
Thailand	65,711
South Africa	64,010
Sweden	60,330
Ireland	55,786
Belgium	53,350
Finland	51,566
Greece	50,082
Malaysia	49,306
Poland	48,546
Hong Kong, China-P.R.	48,415
Peru	45,776
Chile	44,694
Hungary	41,631
Turkey	41,279
United Arab Emirates	34,834
Indonesia	30,268
Norway	27,922


A stylized city skyline graphic composed of three buildings of varying heights and widths, rendered in a light green color against a darker green background. The buildings are simplified, with rectangular windows and flat roofs. The tallest building is in the center, flanked by two shorter buildings. The text 'Worldwide rankings per City' is overlaid on the left side of the tallest building.

Worldwide rankings per *City*

Meeting planners are the real stars in Berlin.

We know all there is to know about
arranging meetings.


convention.visitBerlin.com



Do you need to arrange a meeting, convention or any other type of event at short notice? If so, the Berlin Convention Office is on hand 24/7 to give you all the support you need. We work closely with local partners across the city and can quickly provide you with relevant advice, help and information. With the Berlin Convention Office, you can rest assured that your event is in good hands.

convention.visitBerlin.com

Worldwide ranking: number of meetings per city

Rank	CITY	# MEETINGS
1	Barcelona	195
	Barcelona Convention Bureau	www.barcelonaconventionbureau.com
2	Paris	190
	Paris Convention Bureau	http://en.convention.parisinfo.com
2	Vienna	190
	Austria Center Vienna	www.acv.at/index.en.html
	HOFBURG Vienna Congress Center	www.hofburg.com/en
	Vienna Convention Bureau	www.vienna.convention.at
4	Berlin	185
	Liberty International Tourism Group	www.liberty-int.com/our-destinations/germany/
5	London	177
6	Singapore	160
	Singapore Exhibition & Convention Bureau	www.visitsingapore.com/mice
	 My Advertorial	Appendix on page nr. 75
7	Madrid	153
	Madrid Exhibition and Congress Centre - IFEMA	www.ifema.es/convencionesycongresos_06
8	Prague	151
	Prague Congress Centre	www.praguecc.cz
9	Lisbon	149
	Turismo de Lisboa Visitors & Convention Bureau	www.visitlisboa.com
10	Seoul	142
11	Buenos Aires	131
12	Budapest	128
	HUNGEXPO – Budapest	www.event.hungexpo.hu/en
13	Hong Kong	119
14	Dublin	117
	The Convention Centre Dublin (The CCD)	www.theccd.ie
15	Copenhagen	115
16	Amsterdam	112
	Amsterdam Conference Centre Beurs van Berlage	https://beursvanberlage.com/why-amsterdam
17	Bangkok	110
18	Tokyo	101
19	Stockholm	97
20	Montreal, QC	96
	Tourisme Montréal	www.mtl.org/meetings
20	Rome	96
22	Brussels	90

Montréal works for you

Remember that childlike wonder of believing everything is possible? Come discover it again in the lively sights, sounds and flavours of fun-loving, unforgettable Montréal.

With a team that makes everything achievable and a city where the *joie de vivre* is as contagious as the heartwarming hospitality, it's easy to see why Montréal is the **No. 1 host city in North America** for the number of International Association meetings (ICCA, 2017).

Let's plan together.
mtl.org/meetings



MONTRÉAL


Worldwide ranking: number of meetings per city

23	Warsaw	89
24	Helsinki	87
	Helsinki Congress Paasitorni	www.paasitorni.fi
25	Beijing	81
26	Athens	76
26	Sydney, NSW	76
26	Taipei	76
29	Lima	74
30	Oslo	73
	VisitOSLO Convention Bureau	www.visitoslo.com/meetings
30	Toronto, ON	73
	Business Events Toronto - Tourism - Toronto	www.businesseventstoronto.com
	★ My Advertorial	Appendix on page nr. 76
32	Edinburgh	70
33	Milan	69
34	Porto	68
	Porto Convention and Visitors Bureau	www.portocvb.com
35	Melbourne, VIC	67
35	Mexico City	67
	Liberty International Tourism Group	www.liberty-int.com/our-destinations/mexico
37	Santiago de Chile	66
38	Kuala Lumpur	65
39	Shanghai	61
39	Vancouver, BC	61
	A111 Power of Conference Service	www.a111.com
41	New Delhi	59
42	Zurich	57
43	Sao Paulo	55
44	Cape Town	53
45	Bogota	52
46	Belgrade	51
46	Washington, DC	51
48	Rio de Janeiro	48
49	New York City, NY	47
50	Chicago, IL	46
50	Kyoto	46
50	Munich	46
	Liberty International Tourism Group	www.liberty-int.com/our-destinations/germany/
50	Tallinn	46
54	Boston, MA	45
	Massachusetts Conv. Center Authority / Boston Convention & Exhibition Center	www.SignatureBoston.com

TORONTO



EASY INTERNATIONAL ACCESS



- A 90-minute or less flight from many American cities.
- Toronto Pearson International Airport is a global hub with 400,000 flights and over 38.6 million passengers annually. The new UP Express rail-link is only a 25-minute transfer to downtown.
- Billy Bishop Toronto City Airport offers flights to and from 24 cities in Canada and the U.S., with connections to more than 80 international destinations.

FLIGHT TIMES FROM:
Mexico City 4.5 hours
London 6.5 hours
Paris 7.5 hours
Frankfurt 7.5 hours
Beijing 13 hours
Tokyo 13 hours
Rio de Janeiro 14 hours

- \$1 billion in annual medical research spending employing over 22,000 health care and research related jobs.
- Artificial Intelligence in Healthcare is a major focus for Toronto. The PanCanadian AI strategy has been set up to attract top academic talent.
- Toronto/Windsor Corridor is known as Canada's Innovative Super Ecosystem.
- Over 400,000 people employed in IT/ICT/Technology Field.
- Toronto is the largest centre of Education in Canada.
- Toronto is the 2nd largest finance hub in NA and 7th in the world.
- There are 9 Engineering universities in the Greater Toronto Area.

170 HOTELS
36,000 HOTEL ROOMS



200+
ATTRACTIONS

SPECTACULAR DAY TRIPS TO NIAGARA FALLS, AWARD-WINNING WINERIES, AND ONE OF THE WORLD'S BEST SHOPPING DESTINATIONS.

302,864 SQ. M. OF MEETING AND EXHIBITION SPACE AT

4 MAJOR CONVENTION CENTRES

Metro Toronto Convention Centre
Enercare Centre/Beanfield Centre
The International Centre
Toronto Congress Centre



BUSINESS EVENTS

TORONTO

BusinessEventsToronto.com

Worldwide ranking: number of meetings per city

54	Cracow	45
56	Ljubljana	44
	Ljubljana Tourism / Convention Bureau	www.meetinljubljana.com
56	Zagreb	44
58	Lyon-St. Etienne	43
59	Manila	42
59	Panama City	42
61	Gothenburg	41
62	Bali	40
62	Florence	40
62	Montevideo	40
65	Bucharest	39
65	Macao	39
67	Geneva	38
68	Dubai	37
68	Jeju	37
68	Valencia	37
68	Vilnius	37
72	Aarhus	36
72	Dresden	36
72	Glasgow	36
72	Torino	36
76	Cartagena	35
76	Rotterdam	35
78	Gent	34
78	Moscow	34
80	Busan	33
80	Lausanne	33
80	Marseille-Aix	33
80	Reykjavik	33
84	Manchester	32
84	Riga	32
86	Dubrovnik	31
86	Graz	31
	Graz Convention Bureau / Graz Tourism	www.graztourismus.at/congress
86	Hamburg	31
86	St. Petersburg	31
90	San Jose	30
91	Basel	29
	Basel Tourism & Convention Bureau	www.basel.com/meeting
91	Bologna	29
91	Brisbane, QLD	29
91	Ho Chi Minh City	29

Worldwide ranking: number of meetings per city

91	Los Angeles, CA	29
91	Venice	29
97	Cancun, Qr.	28
	Liberty International Tourism Group	www.liberty-int.com/our-destinations/mexico
97	Leuven	28
99	Abu Dhabi	27
	Park Hyatt Abu Dhabi Hotel and Villas	http://abudhabi.park.hyatt.com
99	San Diego, Ca	27
101	Oxford	26
101	San Francisco, Ca	26
101	Trondheim	26
104	Havana	25
104	Nagoya	25
104	Quito	25
104	Thessaloniki	25
108	Cascais	24
108	Sapporo	24
108	The Hague	24
108	Toulouse	24
108	Uppsala	24
113	Cologne	23
113	Johannesburg	23
113	Medellin	23
113	Nice	23
113	Québec City, QC	23
113	Utrecht	23
119	Auckland	22
119	Birmingham	22
119	Bordeaux	22
119	Duesseldorf	22
119	Guangzhou	22
119	Luxembourg	22
119	Mumbai	22
119	Ottawa, ON	22
119	Sevilla	22
119	Tartu	22
119	Xi'an (Sian)	22
130	Chiang Mai	21
130	Kigali	21
130	Sofia	21
133	Antwerp	20
133	Denver, CO	20
133	Istanbul	20



杭州国际博览中心

HANGZHOU INTERNATIONAL EXPO CENTER

850000/m²

建筑面积

CONSTRUCTION AREA

90000/m²

展览面积

EXHIBITION AREA

65000/m²

空中花园

SKY GARDEN

10000/m²

无柱多功能厅

COLUMN-FREE
MULTIFUNCTIONAL HALL



Worldwide ranking: number of meetings per city

133	Lund	20
133	Marrakech	20
133	Miami, FL	20
133	Poznan	20
133	St. Julians	20
141	Atlanta, GA	19
141	Berne	19
141	Cambridge	19
141	Kaohsiung	19
141	Nantes	19
141	Seattle, Wa	19
141	Valletta	19
148	Bergen	18
148	Gold Coast, Qld.	18
148	Hangzhou	18
	Hangzhou International Expo Center	www.hiechangzhou.com
148	Hanoi	18
148	Houston, TX	18
148	Malmö	18
148	Orlando, FL	18
148	Strasbourg	18
156	Addis Ababa	17
156	Baltimore, MD	17
156	Fukuoka	17
156	Incheon	17
156	Leiden	17
156	Osaka	17
156	Philadelphia, Pa	17
156	Salzburg	17
156	Stuttgart	17
165	Adelaide, SA	16
165	Antalya	16
165	Austin, TX	16
165	Belfast	16
165	Cairns, QLD	16
165	Frankfurt am Main	16
165	Gdansk	16
165	Heidelberg	16
165	Maastricht	16
165	Santo Domingo	16
165	Taichung	16
165	Yokohama	16
177	Banff, AB	15
177	Bangalore	15

Worldwide ranking: number of meetings per city

177	Bilbao	15
177	Bratislava	15
177	Eindhoven	15
177	Florianopolis,Sc	15
177	Foz Do Iguacu	15
177	Freiburg (Im Breisgau)	15
177	Honolulu, HI	15
177	Kathmandu	15
177	Malaga	15
177	New Orleans, LA	15
177	Penang Island	15
177	Shenzhen	15
177	Wuhan	15
177	Yogyakarta	15
193	Asuncion	14
193	Colombo	14
193	Cordoba	14
193	Daejeon	14
193	Hyderabad	14
193	Jerusalem	14
193	Kanazawa	14
193	Merida	14
193	Naples	14
193	Perth, WA	14
193	Punta del Este	14
193	Tbilisi	14
193	Wroclaw	14
206	Aalborg	13
206	Brasilia, DF	13
206	Calgary, AB	13
206	Cali	13
206	Cork	13
206	Espoo	13
206	Galway	13
206	Granada	13
206	Groningen	13
206	Innsbruck	13
206	Jakarta	13
206	Lille	13
206	Limassol	13
206	Liverpool	13
206	Mendoza	13
206	Montpellier	13
206	Nairobi	13

THREE LOCATIONS AND EXCELLENT SERVICE.



**3 locations,
1 company.**
And a variety of options.

CONGRESS INNSBRUCK
messe INNSBRUCK
CONGRESSPARK IGLS

Experience it yourself!
sales@cmi.at,
☎ +43 512 5936-1000

congress messe INNSBRUCK



Worldwide ranking: number of meetings per city

206	San Juan	13
206	San Sebastian	13
206	Santa Cruz	13
206	Tampere	13
206	Vina del Mar	13
228	Brno	12
228	Chengdu	12
228	Chiba	12
228	Da Nang	12
228	Delft	12
228	Durban	12
228	Halifax, NS	12
228	Las Vegas, NV	12
228	Leipzig	12
228	Liege	12
228	Lucerne	12
228	Muscat	12
228	Nanjing	12
228	Odense	12
228	Palermo	12
228	Portland, Or	12
228	Santiago de Compostela	12
228	Tel Aviv	12
228	Tianjin	12
228	Valparaiso	12
248	Cairo	11
248	Doha	11
248	Essen	11
248	Hannover	11
248	La Paz	11
248	Manama	11
248	Nicosia	11
248	Nuremberg	11
248	Padova	11
248	Pisa	11
248	Potsdam	11
248	Sheffield	11
248	St. Louis, Mo	11
248	Teheran	11
248	Tsukuba	11
248	Victoria, BC	11
248	Yangon	11
248	York	11
266	Accra	10


Worldwide ranking: number of meetings per city

266	Bari	10
266	Bonn	10
266	Chennai	10
266	Coimbra	10
266	Coventry	10
266	Daegu	10
266	Dalian	10
266	Genova	10
266	Jaipur	10
266	Kampala	10
266	Kobe	10
266	Munster	10
266	Pittsburgh, Pa	10
266	Puebla	10
266	Rosario	10
266	San Antonio, Tx	10
266	Split	10
266	Tainan	10
266	Wellington	10
286	Antigua	9
286	Astana	9
286	Baku	9
286	Cusco	9
286	Leeds	9
286	Managua	9
286	Nijmegen	9
286	Nottingham	9
286	Punta Cana	9
286	Tshwane, Pretoria	9
286	Turku	9
286	Umea	9
286	Xiamen, Fj	9
299	Aachen	8
299	Aberdeen	8
299	Berkeley, CA	8
299	Bristol	8
299	Campinas,Sao Paulo	8
299	Cardiff	8
299	Cebu City	8
299	Cluj-Napoca	8
299	Columbus, Oh	8
299	Hiroshima	8
299	Hsinchu	8

MEETING SUZHOU

Suzhou Jinji Lake International Convention Centre

100,000m²	Exhibition Area	8,000m²	Grand Ballroom
50,000m²	Convention Area	60	Meeting Rooms
25,000m²	Column-free Multi-functional Hall		



苏州国际博览中心
Suzhou International Expo Centre
苏州金鸡湖国际会议中心
Suzhou Jinji Lake International Convention Centre



SuzhouExpo



www.szjicc.com / +86 512 6280 5150

688E.Suzhou Ave.Suzhou Industrial Park,
Suzhou,Jiangsu Province,P.R.China.215028



Worldwide ranking: number of meetings per city

299	Jyvaskyla	8
299	Kita-Kyushu	8
299	Lake Maggiore	8
299	Monte Carlo	8
299	Pecs	8
299	Phuket	8
299	Rennes	8
	Destination Rennes	www.rennes-congres.fr/en
299	Saint Malo	8
299	Salamanca, SA	8
299	San Salvador	8
299	Sarajevo	8
299	Siem Reap	8
299	Stellenbosch	8
299	Suzhou	8
	Suzhou Jinji Lake International Convention Center	www.szjicc.com
299	Trieste	8
325	Amman	7
325	Bath	7
325	Bled	7
325	Brugge	7
325	Dakar	7
325	Fort Lauderdale, FL	7
325	Grenoble	7
325	Guadalajara	7
325	Guatemala City	7
325	Haifa	7
325	Heraklion, Crete	7
325	Indianapolis, IN	7
325	Kiev	7
325	Kruger National Park	7
325	Kuching	7
325	Limerick	7
325	Linz	7
325	Lublin	7
325	Mainz	7
325	Manizales	7
325	Minneapolis, MN	7
325	Monterey, Ca	7
325	Nara	7
325	Novi Sad	7
325	Okayama	7
325	Palma de Mallorca	7

Worldwide ranking: number of meetings per city

325	Puerto Vallarta, JI	7
325	Puerto Varas	7
325	Salvador (Bahia)	7
325	Santa Fe, Nm	7
325	Sendai	7
325	Stanford, Ca	7
325	Waikoloa, Hi	7
358	Abidjan	6
358	Arequipa	6
358	Bolzano	6
358	Bremen	6
358	Casablanca	6
358	Curitiba, Pr	6
358	Dar-Es-Salaam	6
358	Darmstadt	6
358	Erlangen	6
358	Faro, Algarve	6
358	Funchal, Madeira	6
358	Goa	6
358	Goettingen	6
358	Gyeongju	6
358	Kaunas	6
358	Kiel	6
358	Konstanz	6
358	Las Palmas GC, Can. Isl.	6
358	Lexington, Ky	6
358	Livingstone	6
358	Lucca	6
358	Lugano, Ti	6
358	Mannheim	6
358	Matsue	6
358	Miami Beach, Fl	6
358	Minsk	6
358	Monterrey	6
358	Montreux	6
358	NewcastleGateshead	6
358	Oaxaca	6
358	Paphos	6
358	Pasadena, Ca	6
358	Pattaya	6
358	Pilsen	6
358	Podgorica	6
358	Porto Alegre, Rs	6
358	Qingdao	6

Worldwide ranking: number of meetings per city

358	Queretaro	6
358	Rabat	6
358	Saarbrucken	6
358	Skopje	6
358	Stavanger	6
358	Taoyuan	6
358	Tirana	6
358	Ulan Bator	6
358	Verona	6
358	Wageningen	6
358	Windhoek	6
406	Angers	5
406	Besancon	5
406	Boulder, CO	5
406	Brighton, Sussex	5
406	Budva	5
406	Buffalo, NY	5
406	Cagliari	5
406	Cannes	5
406	Canterbury	5
406	Catania, Sicily	5
406	Chapel Hill, Nc	5
406	Chongqing	5
406	Christchurch	5
406	Cleveland, Oh	5
406	Concepcion	5
406	Cordoba	5
406	Debrecen	5
406	Dhaka	5
406	Durham	5
406	Fort Worth, Tx	5
406	Guilin	5
406	Gurgaon	5
406	Halle	5
406	Helsingor	5
406	Interlaken	5
406	Jena	5
406	Karlsruhe	5
406	Kolkata	5
406	Kosice	5
406	La Plata	5
406	La Serena	5
406	Lillehammer	5

Worldwide ranking: number of meetings per city

406	Linkoping	5
406	Madison, Wi	5
406	Marburg	5
406	Natal, Rn	5
406	Niagara Falls, ON	5
406	Noordwijk	5
406	Otsu City, Shiga Pref.	5
406	Oulu	5
406	Parma	5
406	Phnom-Penh	5
406	Ponta Delgada	5
406	Portoroz	5
406	Pune	5
406	Recife, Pe	5
406	Rhodes	5
406	San Jose, Ca	5
406	San Pedro Sula	5
406	Santander	5
406	Szeged	5
406	Taormina	5
406	Tegucigalpa	5
406	Tromso	5
406	Tuebingen	5
406	Vientiane	5
406	Winnipeg, MB	5
406	Würzburg	5
658	Kota Kinabalu, Sabah	2
	Sabah Tourism Board	www.sabahtourism.com
	Others	2,027
	Totals	12,636

The total number of meetings per country/territory or city could be higher than the total number of meetings in the same year, because some meetings take place in more than one destination.

Worldwide ranking: Estimated total number of participants per city

RANK	# PARTICIPANTS
Barcelona	148,624
Vienna	113,891
Paris	111,725
Madrid	110,438
Berlin	97,549
Singapore	83,762
London	78,811
Lisbon	76,549
Amsterdam	75,578
Prague	66,790
Copenhagen	62,037
Seoul	53,475
Bogota	52,868
Milan	52,837
Buenos Aires	50,637
Hong Kong	48,415
Dublin	47,663
Bangkok	47,466
Montreal, QC	47,406
Chicago, IL	46,051
Vancouver, BC	40,574
Toronto, ON	39,928
Helsinki	37,663
Budapest	36,695
Mexico City	36,582
Lima	36,109
Geneva	35,019
Sydney, NSW	34,956
Kuala Lumpur	34,866
Cape Town	34,369
Beijing	33,532
Kaohsiung	33,231
Rio de Janeiro	32,430
Athens	30,994
Boston, MA	30,962
Melbourne, VIC	28,643
Atlanta, GA	28,558
Washington, DC	28,549
Taipei	28,363
New Delhi	27,999
Tokyo	27,917
Sao Paulo	27,600
Stockholm	27,180
Brussels	27,145
Istanbul	25,516
Santiago de Chile	25,133




Europe rankings per
Country

Europe ranking: number of meetings per country

Rank	COUNTRY	# MEETINGS
1	Germany	682
2	United Kingdom	592
3	Spain	564
4	Italy	515
5	France	506
6	Netherlands	307
7	Portugal	298
8	Austria	281
9	Sweden	255
10	Switzerland	230
11	Poland	216
12	Belgium	208
13	Denmark	203
14	Czech Republic	187
15	Hungary	159
16	Ireland	158
17	Finland	156
17	Norway	156
19	Greece	144
20	Croatia	102
21	Russia	87
22	Serbia	71
23	Romania	70
24	Estonia	68
24	Slovenia	68
26	Turkey	57
27	Malta	50
28	Lithuania	47
29	Iceland	40
30	Cyprus	38
31	Latvia	36
32	Bulgaria	34
33	Slovak Republic	25
34	Luxembourg	22
35	Georgia	17
36	Montenegro	13
36	Ukraine	13
38	Bosnia-Hercegovina	11
39	Form. Yugosl. Rep. Macedonia	10
40	Albania	8
40	Monaco	8
42	Belarus	7
	Others	12
	Totals	6,731

A stylized graphic of a city skyline in shades of green. It features four buildings of varying heights and widths. The tallest building is in the center, with a peaked roof. To its left is a shorter, wider building with a grid of windows. To its right is another tall building with a peaked roof. On the far right is a shorter, wider building with a peaked roof. The text 'Europe rankings per City' is overlaid on the left side of the image.

Europe rankings per
City



VISIT OSLO



OSLO

The Coolest little Capital



16000 rooms
Compact city
Value for money
Unique venues
Sustainable destination
No hidden costs
A new destination
for your event!

Ranked no 19 in the ICCA European Statistics Report for 2017!
Active ICCA member over 30 years • congress@visitoslo.com • www.visitoslo.com/meetings

Europe ranking: number of meetings per city

Rank	CITY	# MEETINGS
1	Barcelona	195
	Barcelona Convention Bureau	www.barcelonaconventionbureau.com
2	Paris	190
	Paris Convention Bureau	http://en.convention.parisinfo.com
2	Vienna	190
	HOFBURG Vienna Congress Center	www.hofburg.com/en
4	Berlin	185
5	London	177
6	Madrid	153
7	Prague	151
8	Lisbon	149
	Turismo de Lisboa Visitors & Convention Bureau	www.visitlisboa.com
9	Budapest	128
	HUNGEXPO – Budapest	www.event.hungexpo.hu/en
10	Dublin	117
11	Copenhagen	115
12	Amsterdam	112
13	Stockholm	97
14	Rome	96
15	Brussels	90
16	Warsaw	89
17	Helsinki	87
18	Athens	76
19	Oslo	73
	VisitOSLO Convention Bureau	www.visitoslo.com/meetings
20	Edinburgh	70
21	Milan	69
22	Porto	68
23	Zurich	57
24	Belgrade	51
25	Munich	46
25	Tallinn	46
27	Cracow	45
28	Ljubljana	44
	Ljubljana Tourism / Convention Bureau	www.meetinljubljana.com
28	Zagreb	44
30	Lyon-St. Etienne	43
31	Gothenburg	41
32	Florence	40
33	Bucharest	39
34	Geneva	38
35	Valencia	37



PORTO

WELCOMES THE ICCA
IBERIAN CHAPTER 2019

[CC BY-NC-SA - MUNICÍPIO DO PORTO]



[CC BY-NC-ND ASSOCIAÇÃO DE TURISMO DO PORTO E NORTE, AR]

Porto Convention & Visitors Bureau together with our partners and local growing scientific community is eager to assist you on building the most memorable International Meetings. With our breathtaking venues, our wine culture and inspiring scenery, **Porto is ready to welcome your next Event.**

www.portocvb.com



ASSOCIAÇÃO
DE TURISMO DO
PORTO
E NORTE

CONVENTION&VISITORS BUREAU



TURISMO DE
PORTUGAL

porto e norte



ICCA
Member

Europe ranking: number of meetings per city

35	Vilnius	37
37	Aarhus	36
37	Dresden	36
37	Glasgow	36
37	Torino	36
41	Rotterdam	35
42	Gent	34
42	Moscow	34
44	Lausanne	33
44	Marseille-Aix	33
44	Reykjavik	33
47	Manchester	32
47	Riga	32
49	Dubrovnik	31
49	Graz	31
	Graz Convention Bureau / Graz Tourism	www.graztourismus.at/congress
49	Hamburg	31
49	St. Petersburg	31
53	Basel	29
	Basel Tourism & Convention Bureau	www.basel.com/meetin
53	Bologna	29
53	Venice	29
56	Leuven	28
57	Oxford	26
57	Trondheim	26
59	Thessaloniki	25
60	Cascais	24
60	The Hague	24
60	Toulouse	24
60	Uppsala	24
64	Cologne	23
64	Nice	23
64	Utrecht	23
67	Birmingham	22
67	Bordeaux	22
67	Duesseldorf	22
67	Luxembourg	22
67	Sevilla	22
67	Tartu	22
73	Sofia	21
74	Antwerp	20
74	Istanbul	20
74	Lund	20
74	Poznan	20

Europe ranking: number of meetings per city

74	St. Julians	20
79	Berne	19
79	Cambridge	19
79	Nantes	19
79	Valletta	19
83	Bergen	18
83	Malmö	18
83	Strasbourg	18
86	Leiden	17
86	Salzburg	17
86	Stuttgart	17
89	Antalya	16
89	Belfast	16
89	Frankfurt am Main	16
89	Gdansk	16
89	Heidelberg	16
89	Maastricht	16
95	Bilbao	15
95	Bratislava	15
95	Eindhoven	15
95	Freiburg (Im Breisgau)	15
95	Malaga	15
100	Naples	14
100	Tbilisi	14
100	Wroclaw	14
103	Aalborg	13
103	Cork	13
103	Espoo	13
103	Galway	13
103	Granada	13
103	Groningen	13
103	Innsbruck	13
103	Lille	13
103	Limassol	13
103	Liverpool	13
103	Montpellier	13
103	San Sebastian	13
103	Tampere	13
116	Brno	12
116	Delft	12
116	Leipzig	12
116	Liege	12
116	Lucerne	12
116	Odense	12

Europe ranking: number of meetings per city

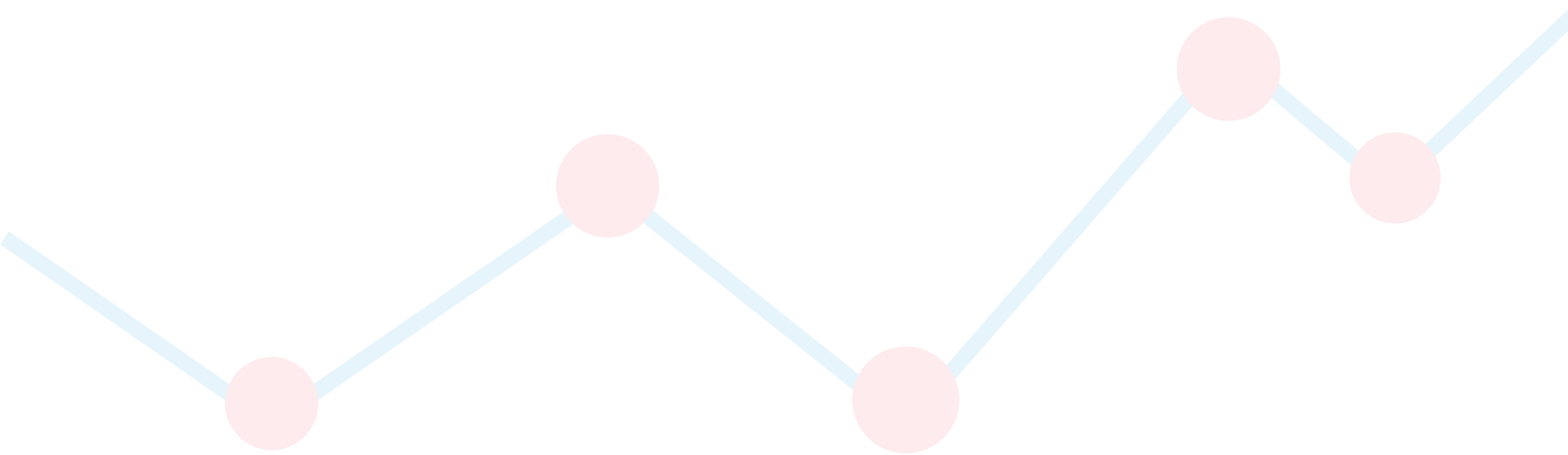
116	Palermo	12
116	Santiago de Compostela	12
124	Essen	11
124	Hannover	11
124	Nicosia	11
124	Nuremberg	11
124	Padova	11
124	Pisa	11
124	Potsdam	11
124	Sheffield	11
124	York	11
133	Bari	10
133	Bonn	10
133	Coimbra	10
133	Coventry	10
133	Genova	10
133	Munster	10
133	Split	10
140	Leeds	9
140	Nijmegen	9
140	Nottingham	9
140	Turku	9
140	Umea	9
145	Aachen	8
145	Aberdeen	8
145	Bristol	8
145	Cardiff	8
145	Cluj-Napoca	8
145	Jyvaskyla	8
145	Lake Maggiore	8
145	Monte Carlo	8
145	Pecs	8
145	Rennes	8
145	Saint Malo	8
145	Salamanca, SA	8
145	Sarajevo	8
145	Trieste	8
159	Bath	7
159	Bled	7
159	Brugge	7
159	Grenoble	7
159	Heraklion, Crete	7
159	Kiev	7
159	Limerick	7

Europe ranking: number of meetings per city

159	Linz	7
159	Lublin	7
159	Mainz	7
159	Novi Sad	7
159	Palma de Mallorca	7
171	Bolzano	6
171	Bremen	6
171	Darmstadt	6
171	Erlangen	6
171	Faro, Algarve	6
171	Funchal, Madeira	6
171	Goettingen	6
171	Kaunas	6
171	Kiel	6
171	Konstanz	6
171	Las Palmas GC, Can. Isl.	6
171	Lucca	6
171	Lugano, Ti	6
171	Mannheim	6
171	Minsk	6
171	Montreux	6
171	NewcastleGateshead	6
171	Paphos	6
171	Pilsen	6
171	Podgorica	6
171	Saarbrücken	6
171	Skopje	6
171	Stavanger	6
171	Tirana	6
171	Verona	6
171	Wageningen	6
197	Angers	5
197	Besancon	5
197	Brighton, Sussex	5
197	Budva	5
197	Cagliari	5
197	Cannes	5
197	Canterbury	5
197	Catania, Sicily	5
197	Cordoba	5
197	Debrecen	5
197	Durham	5
197	Halle	5
197	Helsingor	5

Europe ranking: number of meetings per city

197	Interlaken	5
197	Jena	5
197	Karlsruhe	5
197	Kosice	5
197	Lillehammer	5
197	Linköping	5
197	Marburg	5
197	Noordwijk	5
197	Oulu	5
197	Parma	5
197	Ponta Delgada	5
197	Portoroz	5
197	Rhodes	5
197	Santander	5
197	Szeged	5
197	Taormina	5
197	Tromsø	5
197	Tuebingen	5
197	Würzburg	5
	Others	963
	Totals	6,777





Asia Pacific rankings per
Country

Asia Pacific: number of meetings per country

Rank	COUNTRY	# MEETINGS
1	Japan	414
2	China-P.R.	376
3	Republic of Korea	279
4	Australia	258
5	India	175
6	Thailand	163
7	Singapore	160
8	Chinese Taipei	141
9	Hong Kong, China-P.R.	119
10	Malaysia	112
11	Indonesia	89
12	Vietnam	64
13	Philippines	56
14	New Zealand	55
15	Macao, China-P.R.	39
16	Israel	37
17	Iran	20
18	Sri Lanka	19
19	Nepal	15
20	Cambodia	14
21	Myanmar	13
22	Kazakhstan	11
23	Azerbaijan	10
24	Fiji	8
25	Mongolia	6
26	Bangladesh	5
26	Laos	5
	Others	27
	Totals	2,690

A stylized graphic of a city skyline in shades of green. It features three buildings of varying heights and widths, each with a grid of small squares representing windows. The buildings are set against a solid green background.

Asia Pacific rankings per *City*

Asia Pacific: number of meetings per city

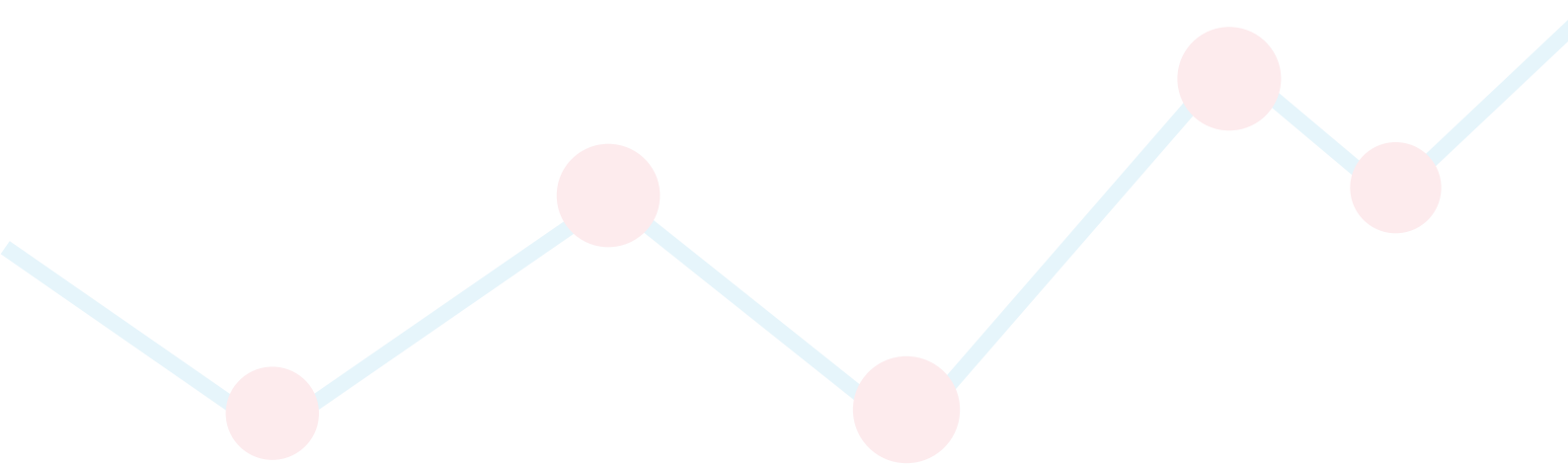
Rank	CITY	# MEETINGS
1	Singapore	160
2	Seoul	142
3	Hong Kong	119
4	Bangkok	110
5	Tokyo	101
6	Beijing	81
7	Sydney, NSW	76
7	Taipei	76
9	Melbourne, VIC	67
10	Kuala Lumpur	65
11	Shanghai	61
12	New Delhi	59
13	Kyoto	46
14	Manila	42
15	Bali	40
16	Macao	39
17	Jeju	37
18	Busan	33
19	Brisbane, QLD	29
19	Ho Chi Minh City	29
21	Nagoya	25
22	Sapporo	24
23	Auckland	22
23	Guangzhou	22
23	Mumbai	22
23	Xi'an (Sian)	22
27	Chiang Mai	21
28	Kaohsiung	19
29	Gold Coast, Qld.	18
29	Hangzhou	18
29	Hanoi	18
32	Fukuoka	17
32	Incheon	17
32	Osaka	17
35	Adelaide, SA	16
35	Cairns, QLD	16
35	Taichung	16
35	Yokohama	16
39	Bangalore	15
39	Kathmandu	15
39	Penang Island	15
39	Shenzhen	15

Asia Pacific: number of meetings per city

39	Wuhan	15
39	Yogyakarta	15
45	Colombo	14
45	Daejeon	14
45	Hyderabad	14
45	Jerusalem	14
45	Kanazawa	14
45	Perth, WA	14
51	Jakarta	13
52	Chengdu	12
52	Chiba	12
52	Da Nang	12
52	Nanjing	12
52	Tel Aviv	12
52	Tianjin	12
58	Teheran	11
58	Tsukuba	11
58	Yangon	11
61	Chennai	10
61	Daegu	10
61	Dalian	10
61	Jaipur	10
61	Kobe	10
61	Tainan	10
61	Wellington	10
68	Astana	9
68	Baku	9
68	Xiamen, Fj	9
71	Cebu City	8
71	Hiroshima	8
71	Hsinchu	8
71	Kita-Kyushu	8
71	Phuket	8
71	Siem Reap	8
71	Suzhou	8
78	Haifa	7
78	Kuching	7
78	Nara	7
78	Okayama	7
78	Sendai	7
83	Goa	6
83	Gyeongju	6
83	Matsue	6

Asia Pacific: number of meetings per city

83	Pattaya	6
83	Qingdao	6
83	Taoyuan	6
83	Ulan Bator	6
90	Chongqing	5
90	Christchurch	5
90	Dhaka	5
90	Guilin	5
90	Gurgaon	5
90	Kolkata	5
90	Otsu City, Shiga Pref.	5
90	Phnom-Penh	5
90	Pune	5
90	Vientiane	5
	Others	370
	Totals	2,700

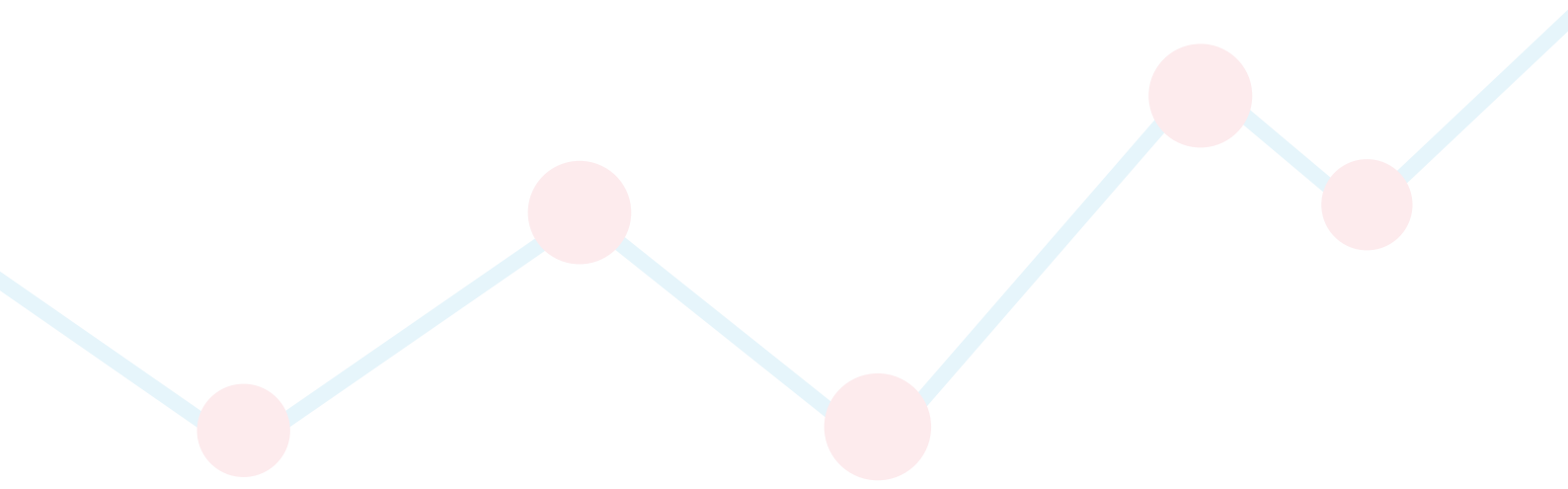




Latin- & North America
rankings per *Country*

Latin- & North America ranking: number of meetings per country

Rank	COUNTRY	# MEETINGS
1	U.S.A.	941
2	Canada	360
3	Brazil	237
4	Argentina	199
5	Mexico	198
6	Colombia	142
7	Chile	119
8	Peru	96
9	Uruguay	58
10	Panama	42
11	Ecuador	39
12	Costa Rica	33
13	Cuba	31
14	Bolivia	28
14	Dominican Republic	28
16	Paraguay	19
17	Guatemala	17
17	Puerto Rico	17
19	Honduras	12
20	El Salvador	10
21	Nicaragua	9
22	Bahamas	5
	Others	19
	Totals	2,659



A stylized city skyline graphic in a light green color, featuring three buildings of varying heights and widths, with windows represented by small squares. The background is a solid, darker green.

Latin- & North America rankings per *City*

Latin- & North America ranking: number of meetings per city

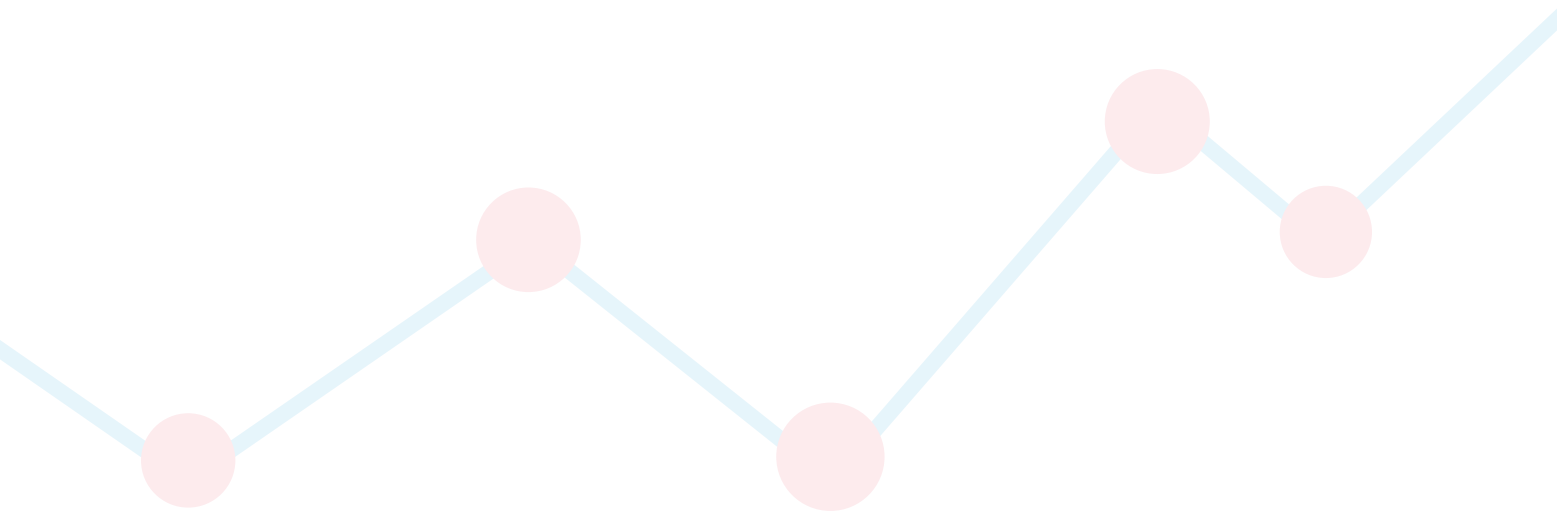
Rank	CITY	# MEETINGS
1	Buenos Aires	131
2	Montreal, QC	96
3	Lima	74
4	Toronto, ON	73
	Business Events Toronto - Tourism - Toronto	www.businesseventstoronto.com
5	Mexico City	67
6	Santiago de Chile	66
7	Vancouver, BC	61
8	Sao Paulo	55
9	Bogota	52
10	Washington, DC	51
11	Rio de Janeiro	48
12	New York City, NY	47
13	Chicago, IL	46
14	Boston, MA	45
	Massachusetts Conv. Center Authority / Boston Convention & Exhibition Center	www.SignatureBoston.com
15	Panama City	42
16	Montevideo	40
17	Cartagena	35
18	San Jose	30
19	Los Angeles, CA	29
20	Cancun, Qr.	28
21	San Diego, Ca	27
22	San Francisco, Ca	26
23	Havana	25
23	Quito	25
25	Medellin	23
25	Québec City, QC	23
27	Ottawa, ON	22
28	Denver, CO	20
28	Miami, FL	20
30	Atlanta, GA	19
30	Seattle, Wa	19
32	Houston, TX	18
32	Orlando, Fl	18
34	Baltimore, MD	17
34	Philadelphia, Pa	17
36	Austin, TX	16
36	Santo Domingo	16
38	Banff, AB	15

Latin- & North America ranking: number of meetings per city

38	Florianopolis,Sc	15
38	Foz Do Iguacu	15
38	Honolulu, HI	15
38	New Orleans, LA	15
43	Asuncion	14
43	Cordoba	14
43	Merida	14
43	Punta del Este	14
47	Brasilia, DF	13
47	Calgary, AB	13
47	Cali	13
47	Mendoza	13
47	San Juan	13
47	Santa Cruz	13
47	Vina del Mar	13
54	Halifax, NS	12
54	Las Vegas, NV	12
54	Portland, Or	12
54	Valparaiso	12
58	La Paz	11
58	St. Louis, Mo	11
58	Victoria, BC	11
61	Pittsburgh, Pa	10
61	Puebla	10
61	Rosario	10
61	San Antonio, Tx	10
65	Antigua	9
65	Cusco	9
65	Managua	9
65	Punta Cana	9
69	Berkeley, CA	8
69	Campinas,Sao Paulo	8
69	Columbus, Oh	8
69	San Salvador	8
73	Fort Lauderdale, Fl	7
73	Guadalajara	7
73	Guatemala City	7
73	Indianapolis, IN	7
73	Manizales	7
73	Minneapolis, MN	7
73	Monterey, Ca	7
73	Puerto Vallarta,JI	7
73	Puerto Varas	7

Latin- & North America ranking: number of meetings per city

73	Salvador (Bahia)	7
73	Santa Fe, Nm	7
73	Stanford, Ca	7
73	Waikoloa, Hi	7
86	Arequipa	6
86	Curitiba,Pr	6
86	Lexington, Ky	6
86	Miami Beach, Fl	6
86	Monterrey	6
86	Oaxaca	6
86	Pasadena, Ca	6
86	Porto Alegre, Rs	6
86	Queretaro	6
95	Boulder, CO	5
95	Buffalo, NY	5
95	Chapel Hill, Nc	5
95	Cleveland, Oh	5
95	Concepcion	5
95	Fort Worth, Tx	5
95	La Plata	5
95	La Serena	5
95	Madison, Wi	5
95	Natal, Rn	5
95	Niagara Falls, ON	5
95	Recife, Pe	5
95	San Jose, Ca	5
95	San Pedro Sula	5
95	Tegucigalpa	5
95	Winnipeg, MB	5
	Others	571
	Totals	2,674

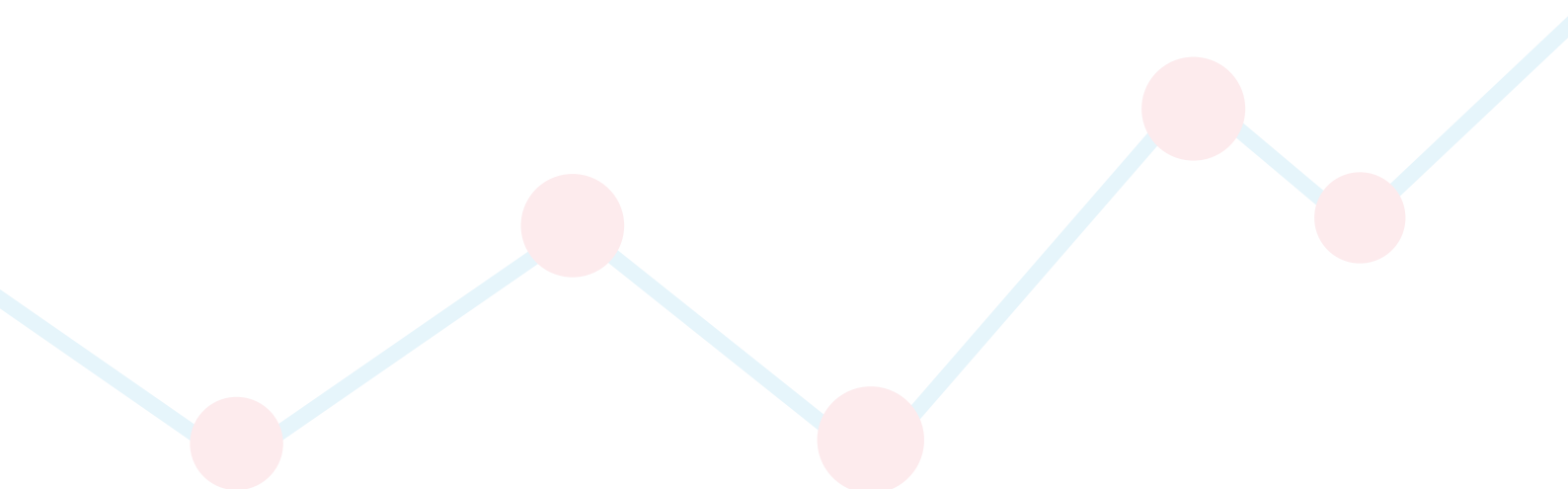




Africa rankings per
Country

Africa ranking: number of meetings per country

Rank	COUNTRY	# MEETINGS
1	South Africa	122
2	Morocco	33
3	Rwanda	21
4	Egypt	17
4	Ethiopia	17
4	Kenya	17
7	Tunisia	14
8	Uganda	13
9	Ghana	12
10	Tanzania	11
11	Nigeria	9
12	Ivory Coast	7
12	Senegal	7
12	Zambia	7
15	Namibia	6
16	Algeria	5
	Others	41
	Totals	359



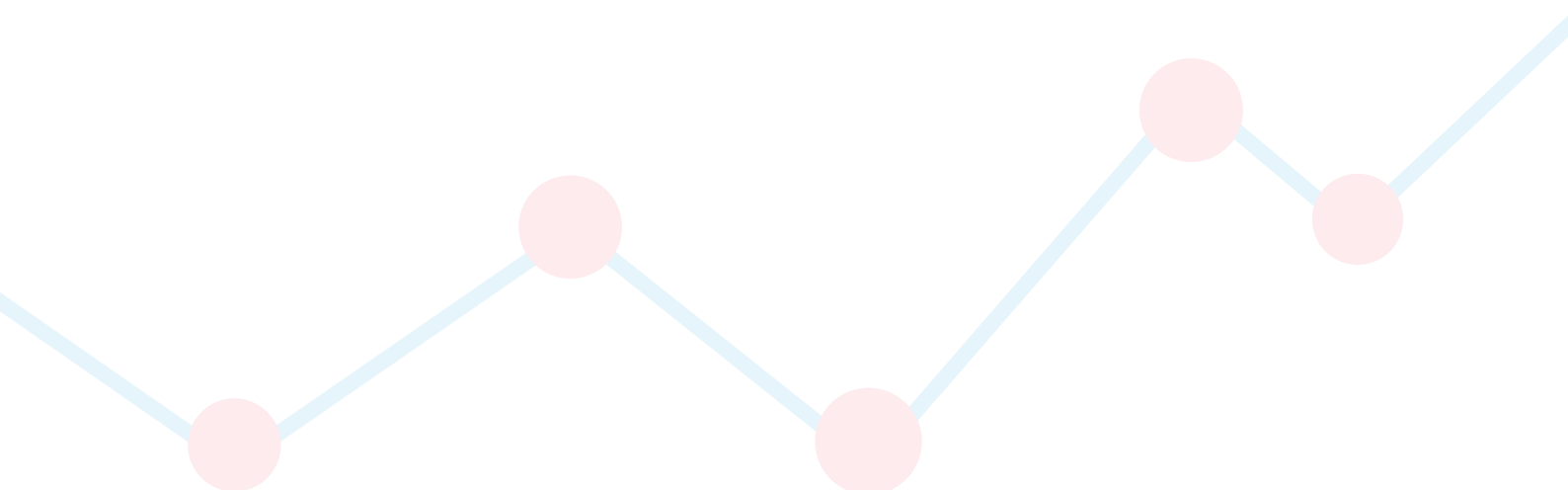
A stylized graphic of a city skyline in shades of green. It features three buildings of varying heights and widths, each with a grid of small squares representing windows. The buildings are positioned behind the text.

Africa rankings per

City

Africa ranking: number of meetings per city

Rank	CITY	# MEETINGS
1	Cape Town	53
2	Johannesburg	23
3	Kigali	21
4	Marrakech	20
5	Addis Ababa	17
6	Nairobi	13
7	Durban	12
8	Cairo	11
9	Accra	10
9	Kampala	10
11	Tshwane, Pretoria	9
12	Stellenbosch	8
13	Dakar	7
13	Kruger National Park	7
15	Abidjan	6
15	Casablanca	6
15	Dar-Es-Salaam	6
15	Livingstone	6
15	Rabat	6
15	Windhoek	6
	Others	104
	Totals	361





Middle East rankings per
Country



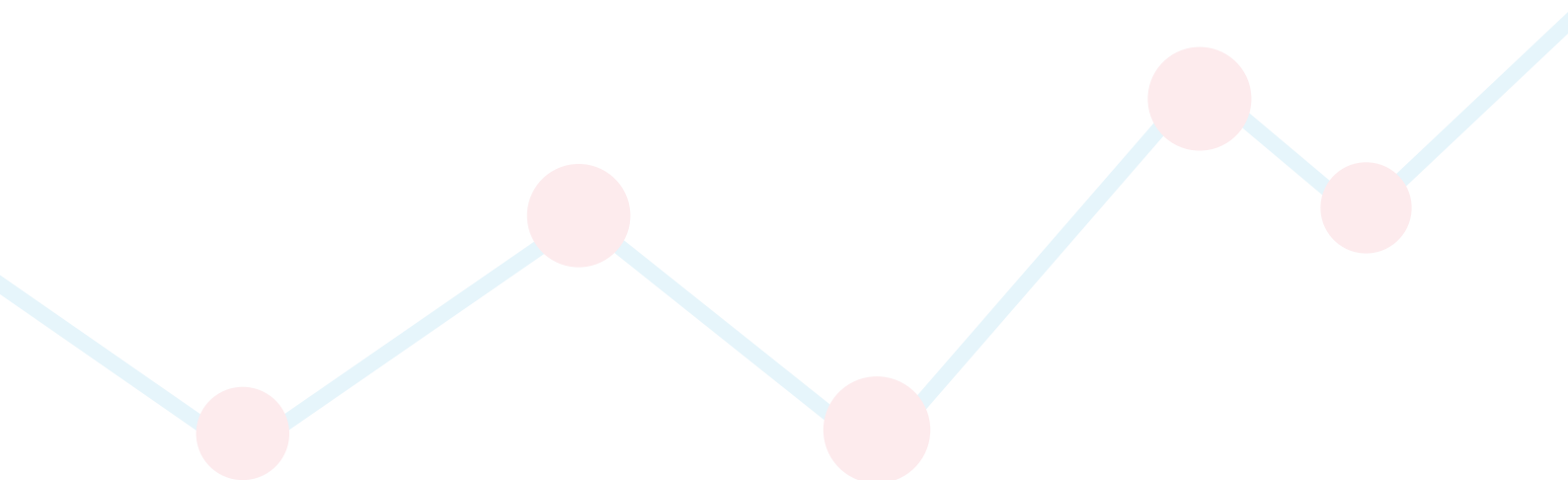
SAUDI ARABIA WELCOMES YOUR MEETINGS

There are plenty of opportunities to create or attract all types of business events in many economic sectors in Saudi Arabia including water desalination, oil production, power, petrochemicals, mining, logistics, sports, tourism, Hajj and Umrah services, Islamic finance, countering terrorism and of course, dates production."



Middle East ranking: number of meetings per country

Rank	COUNTRY	# MEETINGS
1	United Arab Emirates	70
2	Oman	12
3	Bahrain	11
3	Qatar	11
5	Jordan	10
6	Lebanon	6
7	Kuwait	4
8	Saudi Arabia	0
8	Syrian Arab Republic	0
	Others	4
	Totals	124

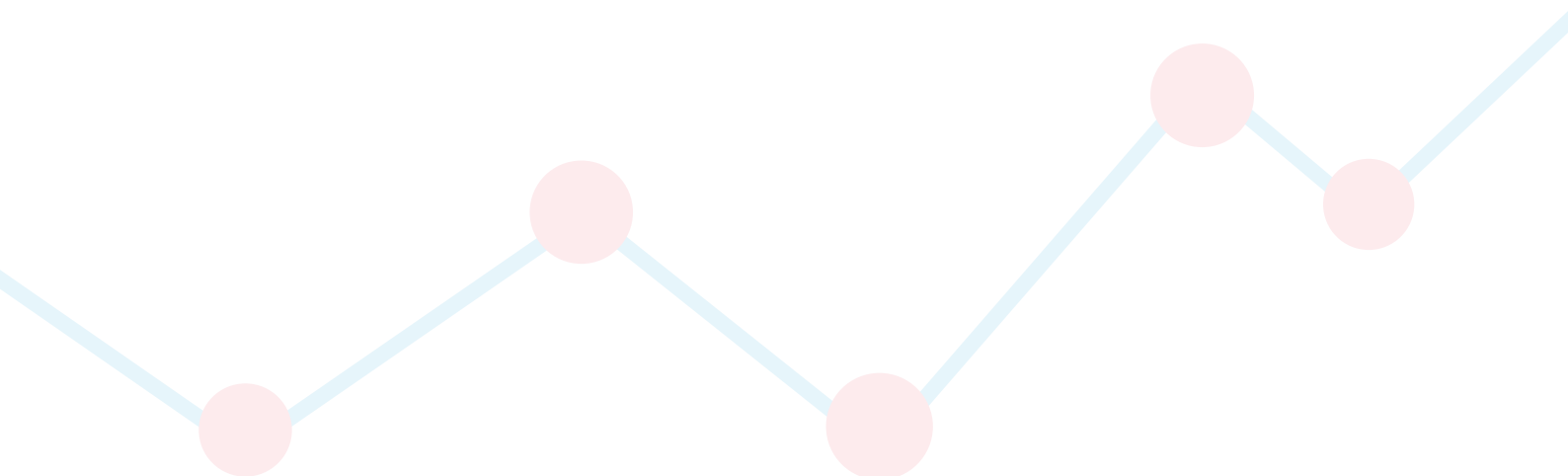


A stylized graphic of a city skyline in shades of green. It features three buildings of varying heights and widths, each with a grid of small squares representing windows. The buildings are positioned behind the text.

Middle East rankings per *City*

Middle East ranking: number of meetings per city

Rank	CITY	# MEETINGS
1	Dubai	37
2	Abu Dhabi	27
3	Muscat	12
4	Doha	11
4	Manama	11
6	Amman	7
	Others	19
	Totals	124



ibtm[®] WORLD

BARCELONA, SPAIN
27-29 NOVEMBER 2018

The leading global event
for the meetings, incentives,
conferences, events and
business travel industry.

**Inspiring events for better
business results**



Connect with us at www.ibtmworld.com

Organised by  Reed Exhibitions[®]

Appendix





SINGAPORE

NAMED ASIA PACIFIC'S TOP CONVENTION CITY FOR 16TH CONSECUTIVE YEAR



“Fascinating place, one of the world’s great cross-roads, excellent facilities – an ideal global conference venue”

Christopher Hood, Emeritus Fellow of All Souls College, University of Oxford and delegate of the 3rd International Conference on Public Policy

With its vibrant and innovative business and MICE environment, Singapore stands out as a premier business events destination that draws on an extensive network of people, technology and ideas to facilitate the delivery of memorable and high-quality events.

For the 16th year running, Singapore has retained its ranking as Asia-Pacific’s top convention city (ICCA Global Rankings, 2017). This is a triumph for the country’s healthy MICE ecosystem,

built and sustained by a wide range of experienced industry players and the Singapore Exhibition & Convention Bureau™ (SECB).

A modern metropolis and business gateway, Singapore offers associations access to the fast-evolving Asia-Pacific region and beyond. The collective efforts in maintaining Singapore as one of the world’s safest cities, with a steadfast commitment to digital security, health security, infrastructure and personal safety, have helped provide assurance to associations planning events in Singapore.

Collaboration with international industry partners builds upon this strong foundation to deliver fresh and forward-thinking MICE events. This includes successful partnerships between SECB and global alliances such as BestCities Global Alliance and Global Association Hubs, which create new possibilities for international meeting planners and raise awareness of Singapore as an attractive destination for meetings and conventions.

Christopher Hood, Emeritus Fellow of All Souls College, University of Oxford,

witnessed first-hand the results of the collaboration between Singapore and global partners at the 3rd International Conference on Public Policy, hosted in June 2017. He described Singapore as a “fascinating place, one of the world’s great cross-roads, excellent facilities – an ideal global conference venue”.

Not one to rest on its laurels, Singapore has continued to offer a compelling proposition to event organisers, and is slated to host a number of key events including the 43rd World Small Animal Veterinary Association (WSAVA) World Congress, the 28th World Congress on Ultrasound in Obstetrics & Gynaecology in 2018, Lions International Convention in 2020, Sibos in 2021 and Rotary International Convention in 2024.

Singapore is where great minds converge, connect and collaborate. **Plan your next event at [VisitSingapore.com/mice](https://www.visit-singapore.com/mice).**



Singapore
Passion Made Possible



SINGAPORE EXHIBITION & CONVENTION BUREAU

TORONTO

THE VIEWS ARE DIFFERENT HERE.

CANADA'S DOWNTOWN, TORONTO,

is known for openness, diversity and safety. Inspired by an innovative community, new perspectives and thought leadership, it's a place where the conversations lead to 'what's next'. A primary destination for meetings and events, Toronto blends the best of Canadian inclusiveness with iconic attractions, restaurants, culture and festivals.

The city's leading industries, research facilities and multiculturalism, help make Toronto a top choice for international meetings. 2017 was a record year for Toronto, hosting a total of 73 meetings from the international market; and hosting the most international meetings from the Technology and Life Sciences sector.

As the gateway to Canada, Toronto is home to the best business opportunities, while also being the heart of Canada's economy. With emerging technology and innovation, it's a city where groundbreaking ideas, bold designs, and cutting-edge technology come to life. With North America's 2nd largest financial centre, 3rd largest technology sector, the largest combined life-sciences sector and a leader in clean technology, meeting planners are invigorated by the big conversations taking place here.

As leaders in the North American meetings industry, Business Events Toronto provides planners with insight, meaningful connections, attendance-building resources and 360° service experience, tapping into the best and brightest of Toronto. With a diverse selection of event venues, four convention centres including Canada's largest: the Metropolitan Toronto Convention Centre (MTCC), the city is a place where meetings work.

Toronto is an international air travel hub to North America with 1,100 flights arriving daily via more than 66 airlines. The UP Express is a direct rail line that gets travellers to and from Pearson International Airport in 25 minutes, with trains departing every 15 minutes. As well, Toronto is just a 90 minute drive to Niagara Falls and the Niagara Wine Region, making it an ideal destination for day trips while visiting the region.

Discover for yourself why the views are different here.
BusinessEventsToronto.com

BUSINESS EVENTS
TORONTO



Join a select group of international association executives!



www.associations.iccaworld.org

What is the ICCA Association Portal?

A unique online platform designed to assist association executives in organising quality meetings! Through the ICCA Association Portal you can:

- Connect with peers
- Update your meeting information
- Access meetings resource publications and case studies
- Access top suppliers
- Apply to attend leading meetings industry events as a "Hosted Buyer"
- Receive advice on your bid document



Questions? Need help?

- Questions about your ranking and the number of meetings in your destination? Contact [Marco van IJterzon](#).
- Questions about the Destination Comparison Tool or ICCA's Marketing & PR tools and opportunities? Contact [Rebecca Hogg](#).

ICCA Head Office

Alpha Tower
De Entree 57
1101 BH Amsterdam
The Netherlands

☎ +31 20 398 1919
☎ +31 20 699 0781
✉ icca@iccardworld.org
🌐 www.iccardworld.org

Events:
☎ +31 20 398 1910

Marketing:
☎ +31 20 398 1962

Regional Offices

ICCA Europe Regional Office

Amsterdam
The Netherlands

Phone
+31 20 398 1917
Email
europa@iccardworld.org

ICCA Asia Pacific Regional Office

Global Research Centre
Petaling Jaya, Selangor,
Malaysia

Phone
+60 3 7955 3343
Email
asiapacific@iccardworld.org

ICCA Latin American Regional Office

Montevideo
Uruguay

Phone
+598 3 599 397
Email
latino@iccardworld.org

ICCA North American Regional Office

Greater New York Metro Area
U.S.A.

Phone
+1 732 851 6603
Email
n.america@iccardworld.org

ICCA African Regional Office

PostNet Suite #112
Private Bag X15
Somerset West
7120
South Africa

Phone
+27 84 056 5544
Email
africa@iccardworld.org

ICCA Middle East Regional Office

Dubai
United Arab Emirates

Phone
+97 156 577 8535
Email
middle.east@iccardworld.org